

**Click Path Overview**

**SIGN IN TO SavvasRealize.com**



**Savvas Sign In**

Username

Password

**Need help with sign in?** [Sign In →](#)

- Forgot your username or password?
- Assistance with Savvas Sign In

**SAVVAS EasyBridge** Plus & Auto [?](#)

**Click to Discover**

Click “Sign In.” Note that you can also use helpful resources on the SavvasRealize.com home page:

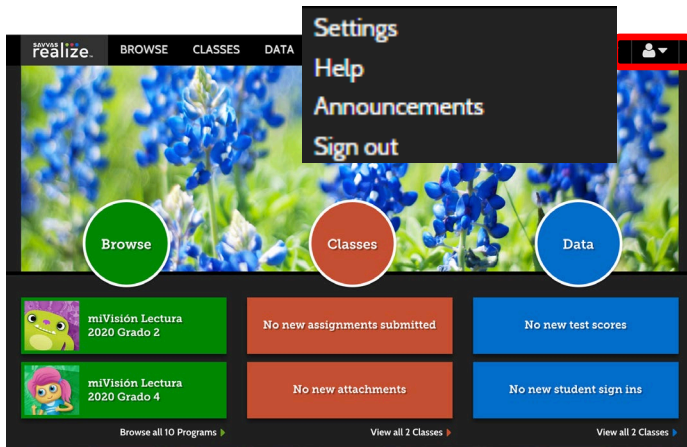
- Getting Started
- System Support
- Contact Support

*Please use the username and password provided by your Sales Representative.*

For additional support, please contact the number below.

Tech Support: 800-234-5832

## EXPLORE YOUR ACCOUNT



## Savvas Realize™ home page

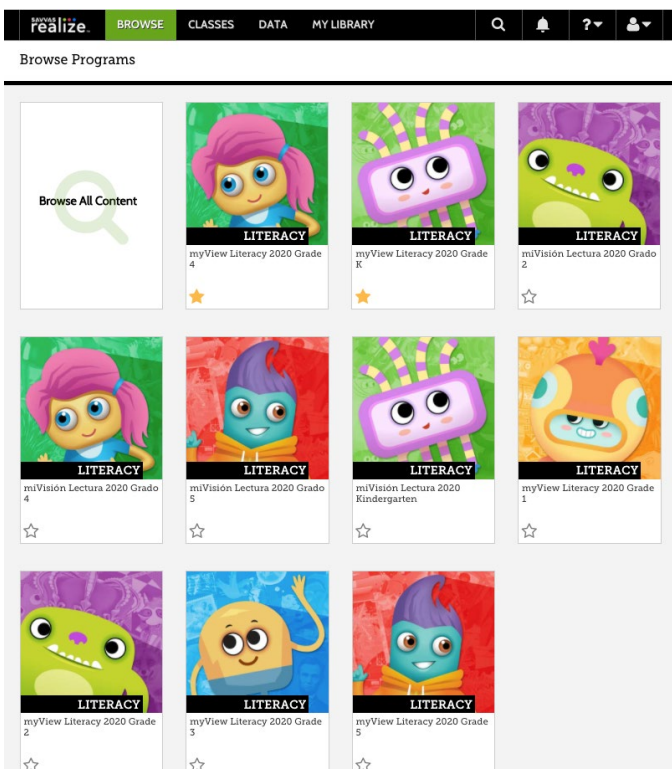
The **person icon** in the upper-right corner will give you access to:

- Settings: Personal info. & available programs
- Help (with the Savvas Realize™ platform, including directions on how to set up a class and add students)
- Announcements (including new features or updates to the program)
- Sign out of the program

On the Homescreen, you may click the circles or the top tabs to navigate to:

- Browse (to view all program resources)
- Classes (to add a class or students or see assignments)
- Data (to view online assessment results)
- My Library (to see resources uploaded/created, Playlists, etc.)

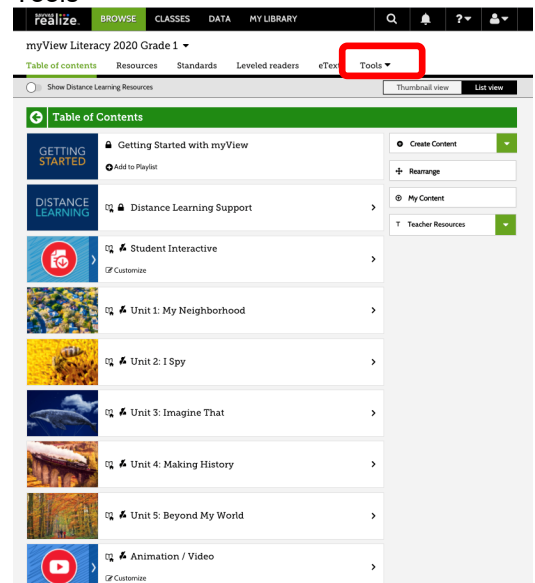
## EXPLORE PROGRAMS



To browse **Programs**, click a Grade Level cover image.

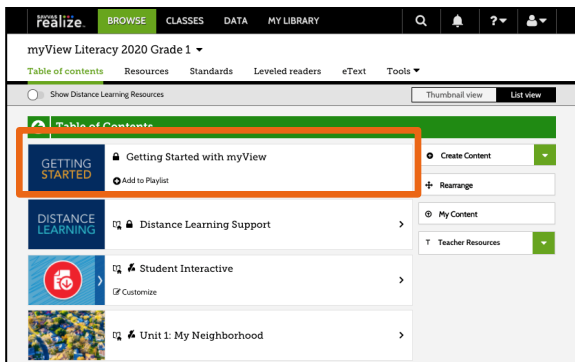
You will see:

- Table of Contents
- Resources
- Standards
- Leveled Readers
- eText
- Tools



(NOTE: You can choose to set this as Thumbnails or List view)

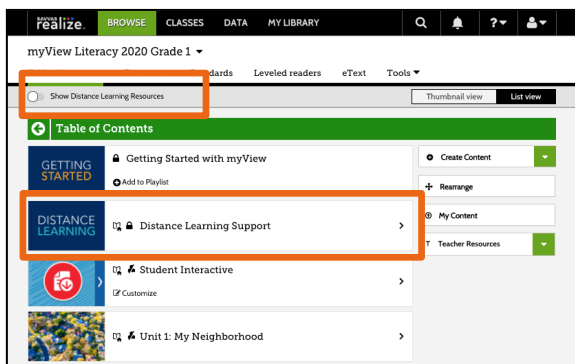
## EXPLORE THE GETTING STARTED PAGE



## Click on **Getting Started with myView**

You will find two resource menus. Under the “For Review” menu, items to help with program adoption reviews are available, such as component overviews, Scope and Sequence documents, samplers, etc. Under the “For Implementation” menu, you will find correlations, teacher’s guides, tutorials, etc.

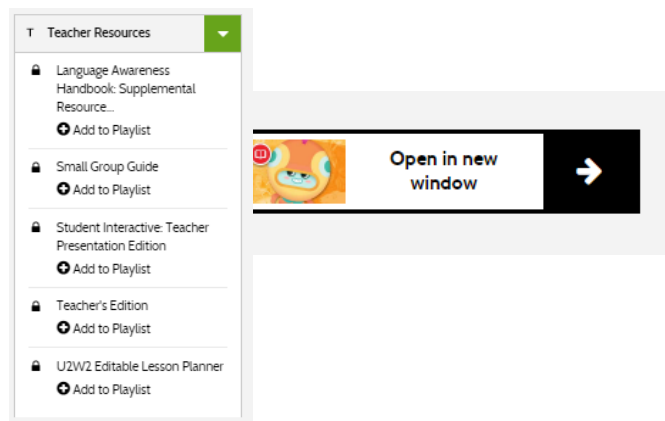
## EXPLORE DISTANCE LEARNING SUPPORT



Click on the toggle “Show Distance Learning Resources” to view instructional activities that are recommended for remote learning.

Click on “Distance Learning Support” for teacher resources, such as the Distance Learning Teacher’s Guide, tutorials, videos, etc.

## EXPLORE THE INTERACTIVE TEACHER'S EDITION

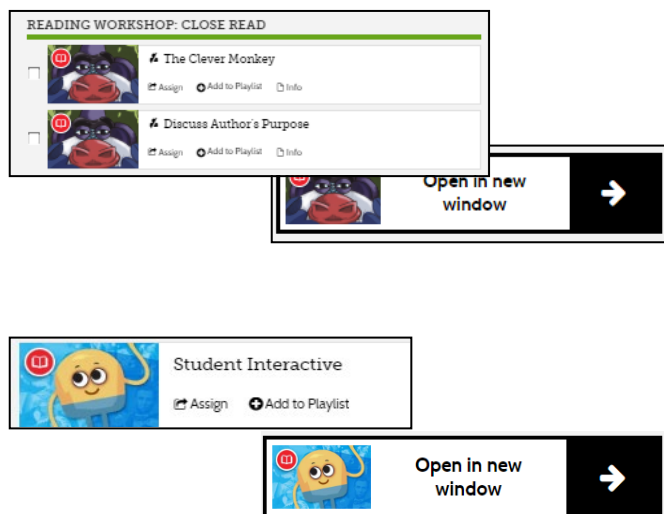


Go back into Realize to your program dashboard and click on the **Teacher's Edition**.

Notice that you have access to:

- The full Student Interactive (by selecting "Bookshelf")
- Menu/Table of Contents Navigation that lets you quickly access additional TE only content (Planning Pages, Embedded TE Notes)
- Additional Resources such as the Language Awareness Handbook and Small Group Guide
- All Leveled Readers (with Teaching Guides) by Unit
- Modeling resources (Annotation, Notes)
- Whiteboard View
- And more!

## EXPLORE THE STUDENT INTERACTIVE



### Grades K-2

From the Grade Level TOC, select the Unit, Week, and Lesson of your Choice. The selected Lesson will open in **RealizeReader**.

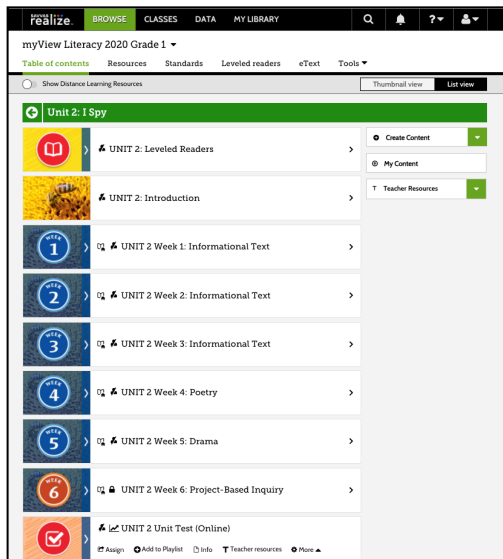
### Grades 3-5

From the Grade Level TOC, select **Student Interactive**. The Student Interactive will open in **RealizeReader**.

Notice tools such as:

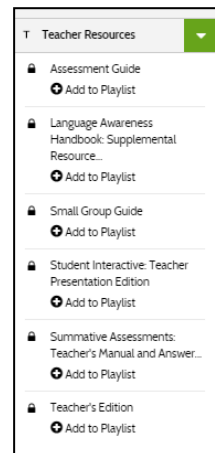
- Easy-to-use navigation, a true digital eText with multiple ways to get to where you want
- Audio Support
- Word by Word Highlighting (Grades K-2)
- Learning Goals
- Bookmarks
- Annotating Tools- highlighting, underlining, notetaking
- Notebook
- Interactive Activities (Grades 3-5)
- Multilingual Glossary

## EXPLORE THE UNIT RESOURCES

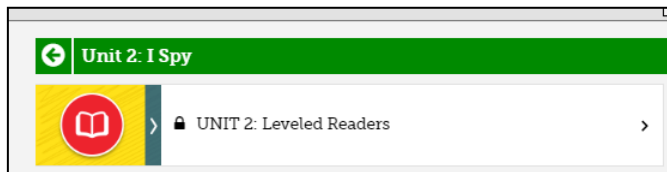


Click on the **Unit** of your choice. Note **the Leveled Readers, Introduction, Instruction, and Unit Test.**

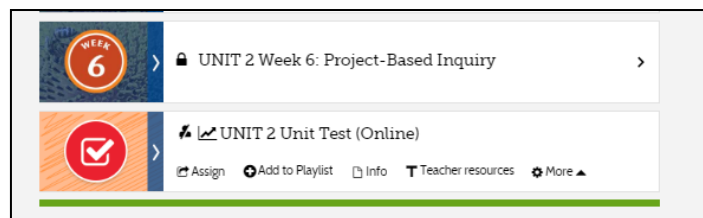
Click **Teacher Resources** for additional resources such as the **Teacher's Edition** for the Unit, **Student Interactive: Teacher Presentation Edition, Language Awareness Handbook, and the Assessment Guide.**



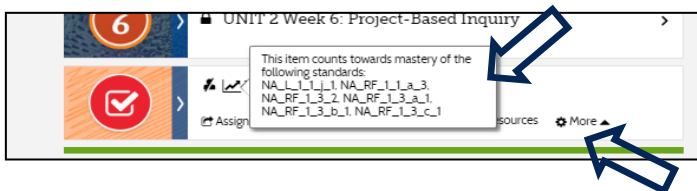
Select **Unit Introduction**. Notice the **Unit Launch Video**.



Click **Leveled Readers** to see the leveled readers and corresponding lesson plans.

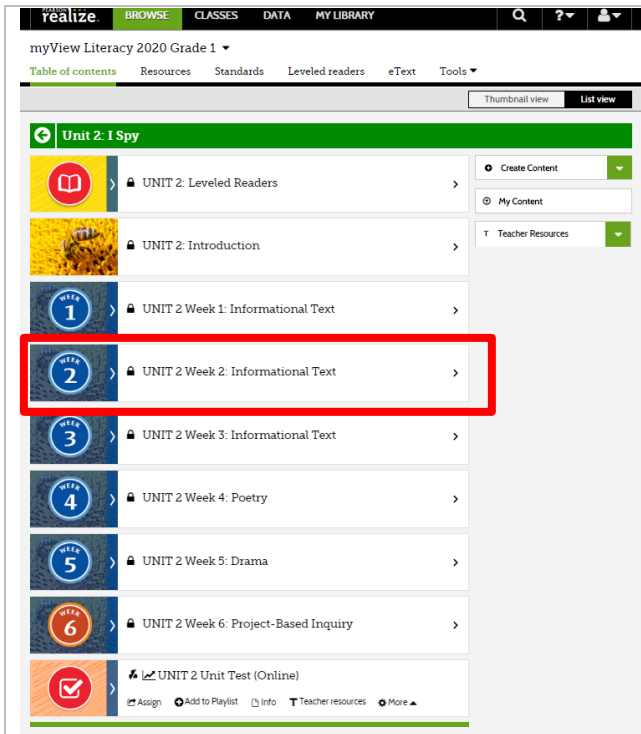


Preview the culminating **Project-Based Inquiry** task for Week 6.



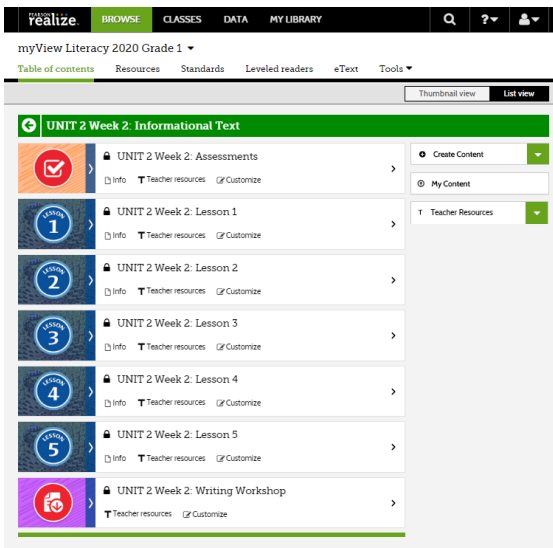
Preview the **Unit Test**, and **Standards** assessed.

You can **Assign**, **Add** to your **Playlist**, get additional **Info**, view associated **Teacher Resources** and **More** (such as **Customize** an assignment).



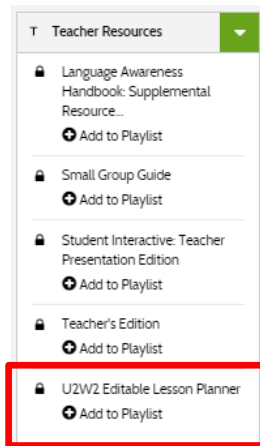
From the **Unit TOC**, select a **Week** of Instruction.

## EXPLORE THE WEEKLY RESOURCES

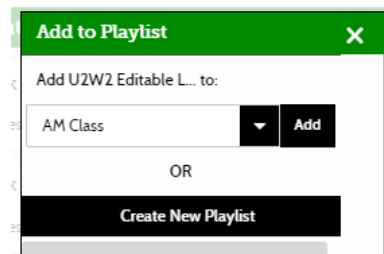


Notice the **Weekly Assessments, Lessons, and Writing Workshop**.

Select **Teacher Resources** for additional support such as the **Weekly Editable Lesson Planner**.



Add the Resources you select to a **Playlist** for specific classes, groups, or individual students.



## EXPLORE THE LESSON RESOURCES

myView Literacy 2020 Grade 1

Table of contents Resources Standards Leveled readers eText Tools

Show Distance Learning Resources

UNIT 2 Week 2: Lesson 2

READING WORKSHOP: Word Work

High-Frequency Words: walk, she, what, take, jump

Phonics: Consonant Pattern ck

READING WORKSHOP: SHARED READ

The Life Cycle of a Sunflower

Develop Vocabulary

Check for Understanding

READING WORKSHOP: ASSESS & DIFFERENTIATE

Sound-Spelling Card: 36 (lock)

Decodable Reader: The Pack

myFocus Reader: A Plant's Life

U2 W2 Developing Cold Reads for Fluency and Comprehension (Online)

Teacher Resources

Songs and Poems Big Book

Choose a **Lesson**.

In Lesson 1, notice the **Book Club- Unit Trade Book**.

In each lesson, notice the built-in support as you **Assess & Differentiate**, including **myFocus Reader**.

In Grade K-1, notice the **Song and Poems Big Book** in Teacher Resources.

Select **Writing Workshop** to explore Writing Workshop Minilessons.

Select **Week 6** to explore **Project-Based Inquiry Lessons**.

UNIT 2 Week 6: Project-Based Inquiry

UNIT 2 Week 6: Lesson 1

UNIT 2 Week 6: Lesson 2

UNIT 2 Week 6: Lesson 3

UNIT 2 Week 6: Lesson 4

UNIT 2 Week 6: Lesson 5

UNIT 2 Week 6: Primary Sources



## EXPLORE PLAYLISTS

Playlists allow you to create custom, assignable lesson sequences using a combination of myView Literacy resources and resources that you upload.

Click on **My Library**

Click on “Upload a file” to upload your own resources including images, pdfs, videos, etc.

Click on “Create a Playlist”

Title and describe your new Playlist

Browse myView Literacy resources and add to your Playlist. You can add personal files that you have uploaded to the Playlist.

On the “My Library” tab, assign the Playlist to a whole class, small group, or individual student.



# EXPLORE LEVELLED READERS

myView Literacy 2020 Grade 1

Table of contents Resources **Leveled readers** eText Tools

Show Distance Learning Resources Thumbnail view List view

**Table of Contents**

- GETTING STARTED Getting Started with myView
  - Add to Playlist
  - Create Content
  - Rearrange
- DISTANCE LEARNING Distance Learning Support
  - My Content
  - Teacher Resources
- Student Interactive
  - Customize

From the Grade level TOC page, select **Leveled Readers**.

myView Literacy 2020 Grade 1

Table of contents Resources Standards **Leveled readers** eText Tools

**Search for Leveled Readers**  
You can select reading material for your students from a variety of leveled reading scales that are available for your use.

**Search Leveled Readers**  
Choose a leveling scale for the readers from the choices below, then adjust the range level in the line graph.

- Lexile**  
You can search for reading material based on the Lexile scale. Students receive a Lexile reader measure as a score from a reading test - this is their reading ability. Books and other texts receive a Lexile text measure from the Lexile Analyzer - this is the book's reading demand or difficulty.
- Guided Reading**  
Choose leveled reading using this teaching approach designed to help individual readers build an effective system for processing a variety of increasingly challenging texts over time.
- Developmental Reading Assessments (DRA™)**  
Choose reading material using Pearson's Developmental Reading Assessments (DRA) where each student's instructional reading level has been determined by evaluating oral reading fluency, comprehension, and reading engagement.
- Reading Maturity Metric**  
Use the Reading Maturity Metric (RMM) scale to find readings that are challenging without being overwhelming. RMM helps identify the reading level of students and improve their literacy skills.

Search thousands of leveled readers by Lexile, Guided Reading level, DRA level, or Reading Maturity Metric.


myView Literacy 2020 Grade 1

Table of contents Resources Standards **Leveled readers** eText Tools

**Search Leveled Readers**  
Choose a leveling scale for the readers from the choices below, then adjust the range level in the line graph.

- Lexile**  
You can search for reading material based on the Lexile scale. Students receive a Lexile reader measure as a score from a reading test - this is their reading ability. Books and other texts receive a Lexile text measure from the Lexile Analyzer - this is the book's reading demand or difficulty.  
**BR300L - 2000L**  
BR300L BR 750L 1350L 2000L  
Slide the end points to adjust the range level of the readers you want to view. To view just one level, slide both points to the same spot. **Search**
- Guided Reading**  
Choose leveled reading using this teaching approach designed to help individual readers build an effective system for processing a variety of increasingly challenging texts over time.
- Developmental Reading Assessments (DRA™)**  
Choose reading material using Pearson's Developmental Reading Assessments (DRA) where each student's instructional reading level has been determined by evaluating oral reading fluency, comprehension, and reading engagement.
- Reading Maturity Metric**  
Use the Reading Maturity Metric (RMM) scale to find readings that are challenging without being overwhelming. RMM helps identify the reading level of students and improve their literacy skills.

## EXPLORE THE ASSESSMENTS



**Assessments & Practice**

- Baseline, Middle-of-Year, and End-of-Year Tests
- Unit Tests
  - Info
  - Teacher resources
  - Customize
- Cold Reads for Fluency and Comprehension
- ExamView
- Inquiry-Based Project Rubrics and Checklists
- Progress Check-Ups
  - Info
  - Teacher resources
  - Customize
- Balanced and CCR Tests
- Weekly Standards Practice
- Writing Workshop Assessments

**Create Content**

**My Content**

**Teacher Resources**

- Assessment Guide
  - Add to Playlist
- Cold Reads: Teacher's Manual and Answer Keys
  - Add to Playlist
- Progress Check-Ups: Teacher's Manual and Answer Keys
  - Add to Playlist
- Small Group Guide
  - Add to Playlist
- Summative Assessments: Teacher's Manual and Answer Keys
  - Add to Playlist

## Assessments

- Baseline, Middle, and End-of-Year Tests
- Cold Reads
- ExamView®
- Inquiry-Based Project Rubrics and Checklists
- Progress Check-Ups
- Balanced and CCR Tests
- Weekly Standards Practice (Grades 2-5)
- Writing Workshop Assessments
- Practice Tests (Grades 2-5)
- Test Prep Banks (Grades 2-5)
  - Reading
  - Writing
  - Editing

**Create content**

Upload a file

Add a test

Build a test

myView Literacy 2020 Grade 4

Table of contents Resources Standards Levelled readers eText Tools

**Build a test**

Tell us about the test you'd like to build

Title:

Description:

Do you want this test to count towards mastery?  
Mastery is set to 70% score by default.

Yes

No

Number of question tries before submission and test retakes allowed:

One try at each question, no test retake

One try at each question with feedback, unlimited test retakes

Two tries at each question with feedback in between, unlimited test retakes

Cancel Next

**Balanced and CCR Tests**

- Balanced Practice Test
  - Assign
  - Add to Playlist
  - Teacher resources
  - Customize
- College and Career Readiness Practice Test
  - Assign
  - Add to Playlist
  - Teacher resources
  - Customize

**What's Wrong with Mom?**

Scene: The left side of the stage contains a couch, a recliner, and a coffee table. A woman covering herself with a blanket, MOM, lies on the couch. To the right, a counter divides the living room from the kitchen. A microwave sits on the counter. A boy, GABE, enters from stage right. He scurries in and bounces onto the couch by MOM's feet.

GABE: Mom, you should have seen me at soccer practice today! I blocked three goals and made an assist.

MOM: That's wonderful, sweetheart.

GABE: I'm so hungry! I could eat an entire elephant. Is dinner ready?

MOM sits up, grabs a tissue from a box on the coffee table, and blows her nose.

MOM: I haven't started dinner, yet.

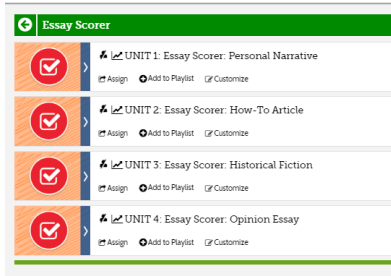
Think about the actions of the characters throughout the play. Place two words from the list that describe Gabe under the label "Gabe." Place two words from the list that describe Mom under the label "Mom." You will use a total of four words.

grateful angry sloppy responsible doubtful surprised

understanding

Gabe Mom

## EXPLORE ESSAYSCORER (GRADES 3-5)



From the **Assessments & Practice** menu, choose **EssayScorer**.

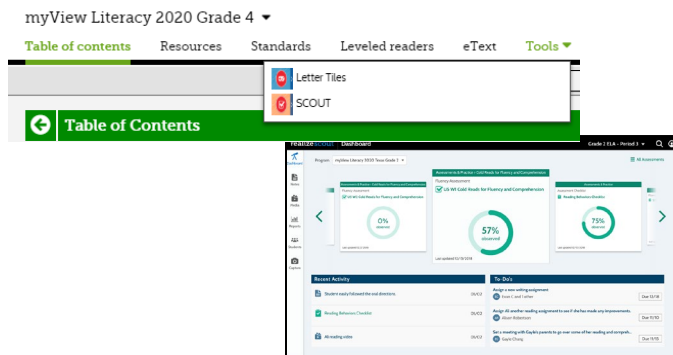
### ESSAYSCORER (Grades 3-5)

EssayScorer automatically scores student writing and offers immediate feedback while guiding them through the writing process. EssayScorer does the work of grading multiple drafts for you, so you can spend your time where it counts—assessing the complex Skills and Understandings students demonstrate in their final drafts.

#### ACTIVITY:

Find EssayScorer Writing Task for any unit.

## EXPLORE SCOUT

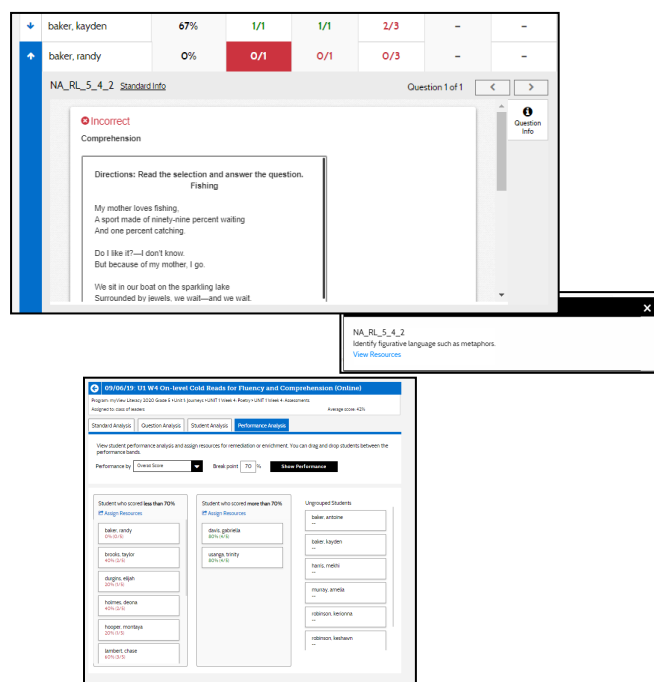


From the Grade level TOC, click Tools, then select **Scout**.

*Scout* is an observational assessment tool that allows teachers to:

- Take notes on casual observations
- Use guiding questions and rubrics for planned observations
- Track progress of student fluency
- Capture student audio, photos, and videos
- Upload student artifacts
- Score Weekly Writing Workshop Assessments

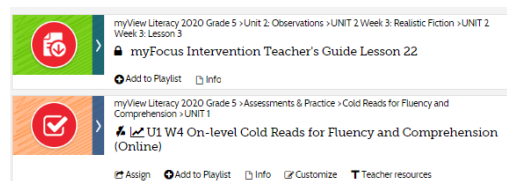
### ADDITIONAL: How do you assign remedial activities for a student after they have completed an assignment or test?



#### ACTIVITY:

Preview student results and assign remedial coursework manually.

Data>class mastery by standard>click on student name>standard info>view resources>assign



Resources can also be assigned to student groups from the **Performance Analysis Report**.

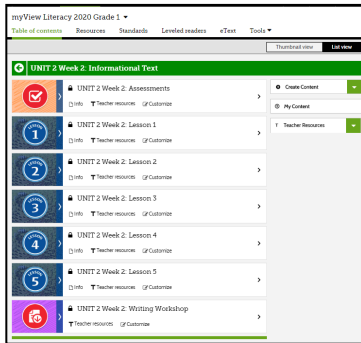
Data> Class results by assignment> Scores> Performance Analysis>Show Performance> Assign Resources

*myView* offers multiple levels of standards & skills support - all available digitally for easy access, assignment, and tracking:

- Student Edition instruction (core)

- myFocus Reader (intervention)
- On-level worksheets (additional practice in context)
- Reteach & Practice worksheets (located in the Resource Download Center)

**ADDITIONAL: How do you customize specific assignments?**



Grade level TOC> Choose a Unit, Week >choose a resource with a “customize” option

- You do not have to assign all of the assignment resources for a specific section of the unit. You can click on the resource and delete specific activities. You also have the option to add links, files, notes, etc.

**ACTIVITY:**

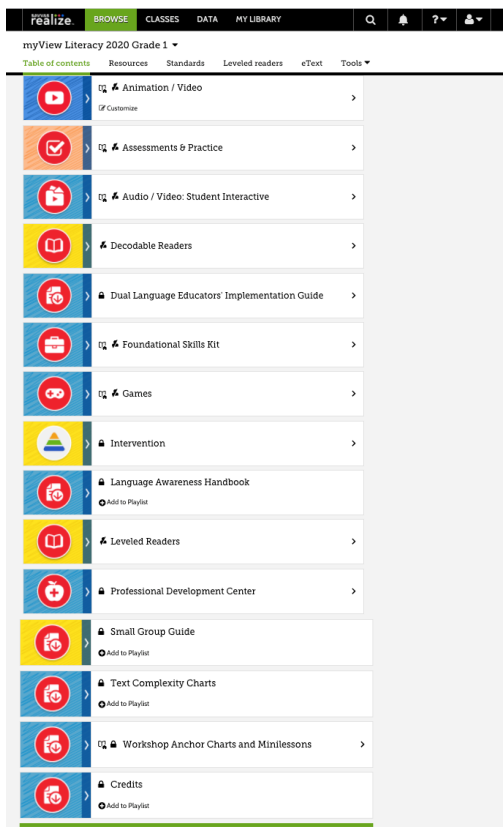
1. Can you customize all assignments?
2. List the options that you can add+ to a customizable assignment.

---



---

**EXPLORE ADDITIONAL RESOURCES**



From the Grade Level TOC, notice the following additional resources

- Book Club Trade Books (for each Unit)
- Decodable Readers
- Dual Language Educators' Implementation Guide
- Foundational Skills Kit (Grades K-2)
- Intervention
- Digital Practice Games
- Language Awareness Handbook (EL Support)
- Leveled Readers
- Professional Development Center
- Resource Download Center (Resources for Practice, Extension, and Remediation)
- Small Group Professional Development Guide
- Text Complexity Charts
- Workshop Anchor Charts and Minilessons
- Reading Routines Companion (*coming soon*)

## EXPLORE HELP

myView Literacy 2020 Grade 1

Table of contents Resources Standards Leveled readers eText

Show Distance Learning Resources

Table of Contents

GETTING STARTED

Getting Started with myView

Add to Playlist

DISTANCE LEARNING

Distance Learning Support

Student Interactive

Customize

Help for This Page

Program Training

Technical Support

Contact a Program Specialist

## Tools

- Help with navigation
- Program Training
- Technical Support
- Contact a Program Specialist

For more information on Realize Classes and Data, visit [www.mysavvastraining.com](http://www.mysavvastraining.com)

[For information about integrating with Google Classroom, please click here.](#)